

Bedwell News

December 2023

This term's highlights:

- Our Christmas Fayre collected £1698 as a result of your amazing support
- Our KS1 Show was a great success, with 90 children singing and dancing their hearts out across 3 packed performances
- A packed *Feel Good Week* saw us taking part in buddy reading sessions, fitness circuits, art activities and fundraising events
- We hosted the Stevenage Schools FA tournaments, with 250 children from 21 schools playing on our field
- Our Halloween Disco saw over 140 children playing and dancing in some fantastic costumes
- We elected a new team of School Councilors, who have been busy sourcing new Golden Time toys
- Every class from years 1-6 visited Stevenage Cineworld (for free) as part of this year's *Into Film Festival*

What we've been doing this term...

Fundraising

Thanks to our fantastic fundraising efforts last year, our new Trim Trail was installed on the field over the summer - and that also meant that we'd emptied out the School Council fund and needed to start topping it up again! Fortunately, everyone pulled together amazingly to support our first big community event of the year, our Christmas Fayre. Both halls were packed, a vast amount of toys, games and prizes had been donated (we'd never seen that many teddy bears before), Santa put in a big shift in the grotto and, as a result, we collected £1698! A massive thank you to everyone who contributed, helped-out or attended.

Elsewhere this term, our non-uniform day collected £212 for Children in Need, our coffee afternoon raised £100 for Macmillan Cancer Support and all of the poppies and badges we sold for Remembrance Day brought in £115 for the Royal British Legion. Again, a big thank you to everyone who helped us to support these fantastic charities.



Getting out and about

It's been another busy term for trips, and we've had lots of fantastic days out to support our learning and introduce us to new experiences. For many children in Nursery and Reception, their trip to Aldenham Country Park was their first ever school trip - and a first opportunity to get up close with cows, pigs and sheep, too. Year 1 and 2 loved their trip to the pantomime in Welwyn Garden City (especially those of us who got squirted with water). Year 5/6, meanwhile, felt that

they'd had the best day out of the term after their trip to Harry Potter Studios, where they got to explore the Great Hall, Diagon Alley, Gringotts Bank and lots of other real sets from the magical films. Plus, in between all those adventures, Year 1/2 have been to Stevenage Fire Station to meet the firefighters, climb in the fire engines and use the hoses, while Year 5/6 spent a morning at Stevenage Museum looking at the way our town has changed over the last 75 years. We've also been out and about for lots of sporting events - you can find out more about those on the back page.



Christmas at Bedwell

We really got into the Christmas spirit in the last week of term!

On Monday and Tuesday, each class rounded-off the term with a brilliant Christmas party. We came to school in (or got changed into) our finest party clothes and then had great fun playing games together - including all the classics (musical bumps, pass the parcel, musical statues etc), along with a few new contests. After that, it was time to pile into party food and settle down with some relaxing Christmas movies (a big thank you to everyone who sent in something to eat). As you can see from the pictures on these pages, we all had a great time!

The final part of our festive celebrations came on the very last day of term, when we had our Christmas Dinner. After a busy morning preparing food in the kitchen and decorations in the hall, we all sat down to enjoy our meal, complete with crackers and paper hats - and as we were all in our Christmas Jumpers too, it felt very festive!





School Council

One of our first jobs this term was to elect our new team of School Councillors. Everyone was given the chance to run in elections in their class, and we wrote speeches and made presentations to try to convince our classmates that we would be great at this job. Everyone then cast their ballot, with the winning boy and girl in each class elected for the year - you can see some of our winning speeches on the opposite page.

Once the results were in, our new councillors were soon called into action, working out how to improve our Golden Time resources. Each pair surveyed their classmates about what new toys and games they would like, with each class given a budget of £50 from School Council Funds. The councillors then headed to Smyth's toy shop (along with Mrs Draper), where they used their survey responses to help choose lots of new equipment to make Golden Time be even more special. We look forward to making the most of these new toys and games in the New Year!



Highlights from our School Council speeches

I would like to be our class councillor because I would really like to be able to help people around the school. I think that I am the right person for the job because I talk to lots of people and listen to what they say. I try to play with everyone!

Ethan, Fieldmice

I think that I am the right person for the job because I listen, I am helpful and I try to be a good friend to everyone. If you elect me, I would like us to have more toys for our classroom, so we can play lots of fun games together. I would also like us to be able to go on more school trips, to see animals and visit new places.

Shanie-Lou, Dormice

I would like to be our class councillor because I will try to do different things for the class, like making sure the school is squeaky clean, we have fun things to do and go on cool school trips. I think that I am the right person for the job because I will try to understand what people ask me to do.

Lacey, Hedgehogs

Hello everyone! I would like to be our school councillor this year, because I am determined to help make Year 3 the best year ever! I will listen to everyone and do my best to help anyone who is unhappy or needs someone to play with.

Joe, Rabbits

I think that I am the right person for the job because I would like the school to be a better place, and make sure that we all have a great time in Moles this year. If you elect me, I would like to improve our environment, in school and on the field.

Nicole, Moles

I try to be friends with everyone and I want to make sure we all enjoy coming to school every day. I think that I am the right person for the job because I have lots of ideas for improving our school, and I will try to listen to everyone and find out what you would like me to do.

Leo, Badgers

Good morning fellow classmates. I offer myself for the role of school councillor because I strongly believe that I can make a huge impact. I am smart, bold, honest and caring, and I will do all I can to improve our school. I will introduce sporting tournaments and activities like singing, dancing, quizzes, sports tournaments and football games.

Idara, Foxes

So, why should you vote for me to be your school councillor? Well, I'm approachable, a good listener and I want to make a difference. I also have good ideas - for example, I think we should carry on the great fundraising we have been doing and share it between the school, local charities and people in crisis abroad. I would also like to find a new fundraising project for the school.

Alistair, Falcons

I try to be a friend to everyone in class, and I will make sure that I represent everyone in Eagles this year. I would like us to have more clubs, more things to do in privileges and out on the field, and more trips to go on. If you vote for me, then I will do all I can to make all these things happen this year!

Madhumitha, Eagles

Feel Good Week

During November, we took part in a Stevenage School Parliament project, aimed at creating positivity during Anti-Bullying Week.

There was a different theme each day, with ideas suggested by our School Councillors. On the Monday, we took part in buddy reading, where older children listened to younger pupils read, and then read a story to them. Tuesday saw us being active and each class completed circuits to build strength, stamina and agility. During Wednesday, we used a wide variety of resources to create a piece of artwork of our choice. This 'free art' session proved very popular, as were the street dance lessons on Thursday kindly provided by Warriorz. Mrs Rose also taught the younger children how to use percussion to accompany 'We're Going on a Bear Hunt', which was great fun. Friday's theme of 'Giving' linked in nicely with our annual support of Children in Need and we came to school in our own clothes in return for donating to this very worthy charity.






Halloween Disco

Back at the end of October, our Halloween Disco gave everyone in Years 2-6 a fantastic opportunity to get together and break out our finest spooky costumes! Our first big event of the year, the disco included lots of food and drink, pumpkin-smash games, nail painting and temporary tattoos, as well as loads of dancing in the hall. Over 140 children attended the event, and we all had a fantastic evening together - as you can hopefully see from the pictures on these pages.

As well as being a great chance to get together and have fun, the Halloween Disco was also a fundraising event, with all the money raised going towards School Council funds - and when we had done all the adding-up and taking-away, we were delighted to discover that we had collected more than £600.

Can we all send a massive thank you to the staff who volunteered to give up their time to organise and run the disco, making our brilliant evening possible!





Early Years

Christmas

During the run up to Christmas, we have been involved in lots of exciting activities, including our own *Stay and Make* event on the 15th December. We completed a range of different activities, making stain glass windows, decorating Christmas trees and designing our own snowmen. We were delighted to see so many families join in with the activities and enjoying the beautiful Christmas song we sang (and signed) for them.


We also developed our writing and mark making skills by writing letters to Santa and posting them in the post box. During our RE lessons, we have learnt about the nativity story.

Talk for writing

We loved learning the story of *The Three Little Pigs*. During this time, we learnt the story with actions, made story maps, created pig puppets, painted pig pictures and worked in teams to design and build our own houses. We then innovated our story and changed it to *The Three little Sheep and the Big Bad Monkey!*



December 2023 : Bedwell School News



Early Years

Aldenham Park

We were very lucky to go on a school trip to Aldenham Country Park. We observed and learnt about many different farm animals such as cows, pigs, alpacas and sheep. We also enjoyed an adventure around 100Aker Wood and spotted all the Winnie the Pooh characters.

Diwali

During November we learnt about how different religions celebrate a range of festivals including Diwali. Many of the children in our class were able to share their experiences and talked about how they celebrate Diwali. We created our very own Rangoli pictures, drew and designed henna images and created our own festival of light pictures.

Maths

In maths we have been learning about patterns. We thought about the patterns we can see in our environment and how to describe them. We also learnt about how to create repeated patterns using a range of natural materials. We have also been learning about our *Number of the Week*.





Year 1: Fieldmice

This half term our topic has been *Fire Fire!* We have been learning about firefighters and what they do and comparing them to firefighters during the Great Fire of London. We thoroughly enjoyed visiting the fire station, having a chance to go on the fire engine and getting to use the hoses to squirt water!

English

This term's topic was a non-chronological report about *Fantastic Firefighters*. We have looked at the structure of a report, using headings and subheadings, and wrote a new section to complete our own reports about fire engines. We then used this structure to write a report about cheeky elves, where they live, what they do and how they can help Santa!

Our Christmas Play

We worked really hard this term to get ready for our performance of *The Angel Who Nearly Missed It All*. We all sang and danced our hearts out and we are sure you will agree we looked and sounded amazing!

English : Reports

Santa's Elves

This fun report is all about elves. They are fun. Elves are cold. Elves move in the chimney.



What do elves wear?

Santa's elves wear pointy hats. Santa's elves wear green socks. Santa's elves wear tough lights.

Where do elves work?

Santa's elves live in the north pole.

What do elves do?

Santa's elves help Santa with the presents.

Conclusion

Elves are cheeky and helpful.

By Emma

Magical elves

This report is all about magic, helpful elves. They wear stripy socks and they help Santa.

Where do elves work?

They work in a workshop. Elves are cheeky.



Did you know?

Elves like tea!

Conclusion

It is important that they keep the magic and work well as a team.

By Dolcie

Christmas elves

This fun report is all about elves. They are kind and help Santa.



What do elves do?

They see who is on the good list and who is on the bad list.

What do elves wear?

They wear a pointy hat to keep them warm. They have stripy little socks.

Did you know?

Did you know that they sleep in the workshop?

Conclusion

Elves are cheeky and helpful. Elves like hot chocolate.

By Cody-Jae



Year 1/2: Dormice

Forest School

This term it has been Dormice's turn to attend Forest School every Friday. Forest School is a great way for us to develop confidence, independence and teamwork skills, and we have had great fun exploring the environment, engaging in different activities and making our own snack. We particularly liked making animal pictures of our animal names, making magical wands, drinking hot chocolate and playing the games at the end of each session. Next term, Fieldmice will be going into the forest every Friday.

Our Pantomime Trip

We had a fantastic time on our trip to see *Robin Hood* in Welwyn Garden City on the 14th December. It was a fantastic opportunity for us to watch a real production after completing our own, and we quickly knew when we needed to laugh, clap or simply shout 'he's behind you!' We especially liked the *Twelve Days of Christmas* song and getting squirted by the water. Our behaviour was outstanding and a credit to the school.





Year 2: Hedgehogs

Christmas Play



We now have 90 children in Year 1 and 2, which meant that this year's Christmas show was our biggest ever! We worked very hard to learn lines, dances and acting and were incredibly proud of our production of *The Angle Who Nearly Missed It All*, and were delighted that so many of you came to watch us - over 250 adults came in total! Thank you to everyone who helped us learn our lines, kept us calm and came to watch our show.

Maths

We have been working really hard this term to secure our understanding of place value, using lots of practical maths and visual models. We have focussed in particular on the idea of regrouping numbers into 'ten and some more' to help us to add and subtract quickly, and then used these skills to support our work on ordering and estimation.

Carbon monoxide

We all took part in a carbon monoxide workshop where they learnt about the importance of having a detector in your house.





Year 3: Rabbits

In Year 3/4 we have been developing the way we write instructions this half-term. We began by getting some experience of giving and receiving instructions, guiding each other around an obstacle course, complete with laser trip wires, exploding mines and secret tunnels! What made the task much trickier was that the person going through the course had to wear a blindfold - so we soon realised that we needed to make our instructions really clear and precise.

From there, we moved on to explore a model text, which told us *How to Trap a Giant*. We thought about the way instructions are organised and presented, and the language that we use to make our steps clear and direct. We answered questions, wrote diary entries and eventually we were ready to write instructions of our own. We began by writing our own version of *How to Trap a Giant*, and then had the chance to write our own instructions for trapping a different character.

English : Instructions

How to trap a pirate

Do you have problems with evil pirates? Do they start shooting at everyone when you go to the beach? If so, follow these simple instructions and your pirate will be trapped in no time!

You will need:

- Space to dig a hole next to a massive tree
- A big shovel
- Lots of sand
- A strong rope that can go around a pulley
- A treasure chest
- A cage that is big enough for a pirate

Method

1. First, dig your hole under the tree.
2. Secondly fill the hole with sand so it looks like a beach,
3. Next make your treasure chest and fill it with gold coins to lure the pirate in.
4. After that tie your rope to the cage and lift it up above the treasure chest with the pulley.
5. Let go of the rope when the pirate arrives and he will be trapped! Tell the police so that they can take him away.

Now you have trapped your pirate you will be able to have fun at the beach without getting attacked by pirate ships.

By Joe

How to catch Santa Claus

Are you curious to see how big Santa is and meet him for real? Do you want to count his reindeer and sit on his sleigh? Follow these instructions and you can find out for yourself.

You will need:

- An alarm clock
- Matchsticks
- Tape
- Coffee
- Food

Method

1. First of all set the alarm clock for midnight.
2. Make yourself a big cup of coffee and keep making more when you have finished it.
3. Next get your favourite food and eat it to stay awake all night.
4. Stick the matchsticks on your eyelids using the tape.
5. Hide until Santa comes. You must stay awake. Do not go to sleep!
6. Now Santa will arrive and you can see him in your room.

By Ella




Year 3/4: Moles

Art

Over the last few weeks we have been exploring different graffiti styles. We then created a design for a window sticker based on our name. We discussed which font was best to use, considering our level of art confidence, and then used a window sticker kit to create our prints. It was quite difficult to use, but once we got the hang of it, they turned out really well! On the right you can see a few examples from both our class and Badger class.

English

Our first topic of the year saw us writing *Meeting Tales*. We investigated a model story called *Cora and the Giant*, and then used this to inspire our own stories. Along the way we developed our descriptive writing skills, collecting lots of useful adjectives, and explored the use of prepositions to add detail. We finished the topic by writing our own meeting tales, where we used the model story for inspiration, but got to choose a new main character and decide what strange creature they would meet.



English : Meeting Tales

We worked really hard to develop our use of prepositions, paragraphs, speech and descriptive language throughout our work on *Meeting Tales* - see how many examples of these features you can spot in the fantastic stories below:

Eden's strange discovery...

Early one morning, Eden was woken up by the sound of loud music outside her window. Suddenly she heard a strange siren sound coming from her window. Something was outside. Something small. Something that could reach her roof.

Eden crept to the window and peeked outside - she was scared by what she saw! A small, shadowy figure stood in the road. It was tiptoeing gently down the road, and as it did so its small bony fingers were tapping gently on each window in the street.

Slowly, Sirenhead turned back to her house. It bent down and suddenly a horn was staring back at Eden through the window. She froze in terror. Then the most amazing thing happened. Sirenhead smiled! It was a kind smile and somehow Eden knew she could trust Sirenhead. It raised its hand, carefully pushed the window and held out an open palm. Eden smiled and stepped out onto Sirenhead's hand...

By Ryley

Elizabeth to the rescue

All of a sudden Elizabeth woke up and it was dusk. Elizabeth was woken by the sound of a thudding outside of her clear glass window. She lived in an elegant and pretty castle.

Suddenly she saw a four-legged creature out of her window. The creature looked hurt. It had wings, but one of the wings was broken. It had yellow fur, pink eyes and it could fly.

Slowly, the creature laid on the ground. The creature talked in a sweet hummingbird voice. It said, "I am hurt." Elizabeth felt shocked and sad.

By Nicole


Mela's new friend

When the sun rose, Mela was woken by the sound of kicking. She felt scared and shocked. She went under the bed and called her pet dog.

Mela saw a baby cat that could talk and was huge. She had a cute nose and fluffy fur. Mela was really shocked and loving at the same time.

The cat licked her fur and Mela stroked the cat. The cat whispered, "Where am I?" Mela took the cat to find its mummy so that the cat could have fish for its dinner.

By Kamelia



Year 4: Badgers

Wow! What a term! In Badgers class we have spent a lot of the term getting to know each other (with a few new additions fitting right in), learning lots of new concepts and a trip to the cinema to see Trolls: Band together! A few highlights from this term have been writing instructions and a meeting story, creating our own graffiti art, learning about the USA, programming our own mini quiz in Scratch and having lots of fun whilst learning!

USA Day

This term we have been learning about the USA. We looked at how our lives are similar and different, and investigated geographical changes across the country. To round out our learning, we organised a brilliant USA Day! We came into school wearing colours representing the USA (red, white and blue) and took part in four different activities: printing our own flags; baking apple pies; looking at different animals on maps; and playing American football! A big thank you to all the staff who made our fantastic day possible.

English : Instructions

Giants have been a big theme in our English lessons this term! In the first half-term we encountered strange and amazing giants in our *Meeting Stories*, and then in the second half-term we have written instructions about trapping them. We explored the features of good instructions, including subheadings, imperative (bossy) verbs and a You Will Need list. We then used this knowledge to create our own Christmas themed instructions. Some of us wrote about building snowmen, whilst others wrote about trapping Santa or the Grinch! You can see some fantastic examples below...

How to steal Santa's presents

Do you have a problem with not getting enough presents? Do you want to get all the presents in the world? If so follow these instructions and you will have more than enough!

You will need:

- Delicious milk
- Gigantic cookie
- Detailed map
- Private plane
- Beautiful bag

Method

1. First you need to travel to the North Pole using your map.
2. Next, you need to find Santa's workshop and knock on his door. Quickly put the milk and cookies far away from the door so he will come out and get them.
3. When he comes out, quietly and quickly go into his workshop.
4. Bring all the presents and put them into your bag.
5. Now travel back home and you will have all the presents you will want!
6. It is now up to you if you want to open them now or wait until Christmas.

If you have followed these simple instructions you will be the hero of your town!

By Emmanuella

How to build a snowman

Do you have a problem being cold and bored in the snow? If so follow these instructions and you'll have fun in the snow!

You will need:

- Bobble hat
- Snow
- Lots of coal
- Carrot
- Sticks

Method:

1. First, roll a large snowball for the bottom of the snowman.
2. Secondly, roll a medium sized snowball for the middle of the snowman
3. After that, roll a final small snowball for the head.
4. Find two sticks the same size and place them in the middle snowball.
5. Get some coal for the face (smile and eyes) and the buttons.
6. You need a scarf to wrap round the neck. Then use the carrot as a nose!

If you follow these easy instructions, you will have a wonderful time in the snow!

Remember to wrap-up warm while you are out in the snow so you don't get too cold.

By Devan

December 2023 : Bedwell School News



Year 5: Foxes

We've packed loads into our first term of the year, learning about forces, mountains, report writing, rivers, tag rugby, portal stories and a whole heap more. We've also made some great new friends with some new arrivals in our class.

The thread that has run through all of this, however, has been the world of magic, Hogwarts, wizards and Harry Potter. After taking part in a fantastic Harry Potter Day (you can see some photos of what we got up to on the next page), we were super-excited to head to Harry Potter Studios for our first trip of the year. We started off with a costume workshop, before entering the magical Great Hall and then moving on to explore the real sets and props used for Platform 9 $\frac{3}{4}$, Diagon Alley, Gringotts Bank, the Dursley's House and the Forbidden Forest. It was an amazing day out, and it also inspired us to do some fantastic writing, and you can see a couple of examples of the reports we wrote about magical creatures on the opposite page



THE KOMODIO

"This is the most amazing creature I have ever seen!"
Hermione Granger

Although the Komodio Flying Fox looks very fierce, it is not because it is very gentle and caring. It is very mighty and when a villain comes it will fight with its strong powers.

Appearance

The Komodio Flying Fox has magical blue eyes which are very powerful. They can shoot out ice blasts which are so strong that no one can beat it. The creature also has white feathers on its beautiful wings. As well as that, it is made up of different animal body parts. It has a dog face, a white fox's body and the wings of a giant bird. It can grow to be up to 2m long.

Movement

This magical beast is super fast at flying and running.

It can fly at speeds of up to 200 miles per hour. It stomps its feet (hard, like a person who is really angry) when it is hungry. But it is very slow when it moves through the trees because it is very scared of heights.

Where it lives

The white Komodio Flying Fox lives in the dark frozen forests. These forests are found high up on Mount Everest. Sometimes it moves into the snowy, chilly caves that can decrease to be as cold as -1000°C. In



The incredible Komodio Flying Fox

the hot warm summers it climbs to the top of Mount Everest, where it stays until the next winter.

Magical powers

Strangely, although it is scared of heights, the Komodio Flying Fox can fly very high (up to 150m in

the sky). Sometimes it can run rapidly when it feels it is burning. When it fights, it shoots ice through its eyes, which immediately freezes them solid! Also it is great at hearing what's happening in faraway places.

NANG-HSU

THE LEAMOND LIZARD

Rarely seen by humans, the tiny but mighty Leamond Lizard lives deep in the rainforest. Although it is a meat eater, it eats bugs, not humans, only using its powers when threatened.

Appearance

The Leamond Lizard has radiant, leaf-like ears that are like radars, so it can hear for miles. Its ears help it hear predators. Its ice blue skin is freezing, so don't pick it up because you could freeze to death! Its beady eyes look so cute that people capture it and put it in a zoo. Its noses looks like a frog so it can hide and capture bugs.

Where it lives

You can find the Leamond Lizard hidden in a dense

forest, where it makes its nest in a tall tree. They can adapt to a winter climate if needed, but they prefer to stay in warmer places. Some Leamond Lizards choose to live in crystal caves (where they absorb power from the crystals), while others make their homes on farms where there are lots of crops to feast on. Some even live under the ocean.

What it eats

The Amazon forest Leamonds tend to eat tiny



Different species of Leamond are found around the world.

bugs. This may not seem much to humans, but it has a small stomach for a large creature. Some species that live near farms like to feast on wheat. Other species feast on small prey like rabbits, or eat shed snakeskin.

Magical powers

Amazingly, it can turn large or small creatures into ice in a matter of seconds. Its super speed helps it get to catch prey, while some Leamonds are able to change shape.

ISLA

Year 5/6: Eagles


Throughout the term, our work in English has revolved around a Harry Potter theme. In the first half-term we wrote portal stories set in this magical world, while in the second half we have created some brilliant non-chronological reports about fantastical creatures.

To support our work, we organised an amazing Harry Potter Day in November. We split into small groups and took part in four out of the eight activities on offer. These included:

- broomstick making
- learning to play quidditch
- baking Hogwarts themed treats
- cracking magical codes
- planting bulbs in herbology
- making wands and wand-boxes
- creating bow truckles
- investigating magical potions

At the end of the day we got together in the Hall to share some of what we had done with each other and with our families - a big thank-you to everyone who came in to hear about our adventures!





Year 5/6: Falcons

The Creature Vault

Our work on non-chronological reports built on the Harry Potter theme that we have been focussing on throughout the term. After reading some amazing creature descriptions we designed our own Fantastic Beasts and told our readers all about them. We focused on creating a formal tone to make our writing sound like we were experts!

Geography

Our learning this term has centred on Rivers and Mountains. We have learned how each of these features form, where we might find them in the world and some of the famous examples. We also learned about the Thames and how its use has changed over the centuries. To support our understanding, we then created our own model mountains using Modroc. We used these to show the course of a river from the mountains to the sea, labelling key features and identifying how the river changes as it moves through different terrains. As you can see here, we were really proud of our final pieces!

English : The Pog Tooth

"I couldn't believe my luck, when I found the Pog Tooth. I had no idea what it was, but I knew that it was unique. The discovery has changed my life forever!"

John Ledyard

It is widely believed that the Pog Tooth is a murderous brute. Many people suggest that the deadly creature is lethal, hostile and treacherous. Despite this beast being elusive, it has been spotted by several fortunate people.

ORIGINS

Dating back to the 18th century, English adventurer John Ledyard set sail to North America. Whilst searching for ancient treasure, out of nowhere he spotted an animal, which was hidden in a deep cave. Ledyard was curious about what he had seen and decided to take it back home for research.

FAST FACTS

The Pog Tooth eats the Enchantling. It has the ability to turn invisible. It can fly up to 65 miles per hour!

APPEARANCE

Interestingly, the most noticeable feature on the Pog Tooth is its abnormally large head. This can reach up to seven feet high and its width can be up to five feet. The Pog Tooth's skin is a dark shade of chocolate brown, which allows it to blend into its environment. It also benefits from razor-sharp teeth, which help it to tear and rip its prey. This peculiar creature has crimson scales that reflect the light, which keeps it cool in scorching temperatures.

BEHAVIOUR

Legend has it that this exotic creature is hunted by Graphorns, however the Enchantling is what the Pog Tooth likes as its prey. If they start being attacked, the following will happen:

- It will pull out its claws.
- It will turn invisible, which allows it to ambush the enemy.
- Finally, it will retract its claws and act as though it is harmless.

Beware of this beast. If you see it, don't go anywhere near it!

By Toby





Diary Dates

4th - 5th January

Inset days (staff training - school closed to children)

8th January

Start of Spring Term

26th January

Foundation Stage Stay & Play session

15th February

Parents' Evening

19th - 23rd February

Half-term

4th March

Big Talk sessions throughout the school

7th March

World Book Day

15th March

Foundation Stage Stay & Play session

18th - 22nd March

Science Week across the school

27th March

Easter Disco (open to Years 1-6)

28th March

End of term 2pm

15th April

Start of Summer Term

6th May

May Bank Holiday

10th May

Foundation Stage Stay & Play session

13th - 17th May

Year 6 SATs Week

Sports Update

Basketball

In November, our Year 5/6 Basketball team took on the best players in town at the Stevenage Festival. With 15 schools involved, competition was tough, but with our girls in amazing form, we secured five wins and a draw in the group stage. This was enough to see the team through to the final, where a last-minute free-throw from Madhumitha took the game to extra time, before Grace secured the win with an amazing basket with the last shot of the game. Having received their gold medals, the team then qualified to represent Stevenage at County Finals later in the month. This was a really challenging competition, but the team gave everything they had and finished ranked as the 8th best team in the whole of Hertfordshire!



Netball

Our two Year 5/6 netball teams have started the season in amazing fashion, with wins for both the Girls and Mixed teams. The Girls dominated their first game, winning by a wide margin and showing the fantastic potential they have for success this year. The Mixed team then followed this up with an impressive 3-2 win over Ashtree, consistently one of the strongest teams in town, with a great display of focus and resilience.

Football

The Stevenage Schools football season kicked-off with tournaments for both our Girls and Mixed teams, both of which we hosted at Bedwell. Our Mixed team performed brilliantly, qualifying from their group, making it to the semi-finals of the event and showing that they have the potential to be one of the best teams in the District this year. Our Girls also made a solid start to the season, and while goals were hard to come by, our defence was hugely impressive, only conceding two goals all afternoon.

Cross Country

In one of the first big sporting events of the year, our Cross-Country teams competed at the Stevenage Festival at Fairlands. Running against hundreds of other Year 5/6 children on a one-mile course around the lakes, our team showed great determination, resulting in some excellent performances.

In particular, our entire Year 6 boys squad finished in the top 25 in their race, earning them silver-medals in the overall team competition.

